



## **A Review on Avocado Seed: Functionality, Composition, Antioxidant and Antimicrobial Properties**

**Tassew Belete Bahru<sup>1\*</sup>, Zinabwa Hailu Tadele<sup>1</sup> and Eyasu Gebrie Ajebe<sup>1</sup>**

<sup>1</sup>*Department of Chemistry, College of Natural and Computational Science, Wolkite University, Ethiopia.*

### **Authors' contributions**

*This work was carried out in collaboration among all authors. Author TBB designed the study, performed the statistical analysis, wrote the protocol and wrote the first draft of the manuscript. Author ZHT managed the analyses and edited sessions of the study. All authors read and approved the final manuscript.*

### **Article Information**

DOI: 10.9734/CSJI/2019/v27i230112

#### Editor(s):

(1) Francisco Marquez-Linares, Ph.D., Full Professor of Chemistry, Nanomaterials Research Group, School of Science and Technology, University of Turabo, 00778PR, United States.

#### Reviewers:

(1) Emmanuel Ifeanyi Obeagu, University Health Services, Nigeria.

(2) Idakwoji Precious Adejoh, Kogi State University, Nigeria.

(3) Moke, Emuesiri Goodies, Delta State University, Nigeria.

Complete Peer review History: <http://www.sdiarticle3.com/review-history/45609>

**Review Article**

**Received 28 September 2018**

**Accepted 06 December 2018**

**Published 23 July 2019**

### **ABSTRACT**

The seed of avocado is considered as one of the non-edible part of the fruit, which are usually discarded as residues and can cause ecological problems. Exploring the possible dietary and therapeutic potentials of especially such underutilized wastes will in addition reduce the possible environmental waste burden. The objectives of this review article is to alert the functionality, chemical composition, antioxidant and antimicrobial properties of avocado seed for its use as food and justification for its medicinal use. The composition like proximate (protein, fat, ash, moisture, fiber and carbohydrate), minerals (Ca, Zn, K, Na, P, Fe, Cu, Pb and Co), phytochemicals (Flavinoid, Tanine, Saponine, Total phenolics, Antioxidnt capacity, Oxalates, Phytates, Alkaloids) and Vitamins (A, B1, B2, B3, C and E) were reported to be present in the avocado seed in different proportions. Some poisonous phytochemicals are present in fresh seeds of avocado and not in the dry seeds, hence recommended to dry the seeds before processing for consumption. Its biological

\*Corresponding author: E-mail: [tasiyye@gmail.com](mailto:tasiyye@gmail.com), [tassewbelete12@gmail.com](mailto:tassewbelete12@gmail.com);

activities such as antioxidant, antihypertensive, fungicidal, larvicidal, hypolipidemic, amoebicidal and giardicidal activities had reported. Therefore, it can be concluded that, the avocado seed is nutritionally valuable as the other parts of the plant based on the phytochemical and nutrients it constitutes. The consumption of avocado seed is recommendable since it has high nutritional contents that make it enough for possible dietary and ethno-medicinal use.

**Keywords:** *Persea Americana*; Composition; antioxidant; antimicrobial; Disease.

## 1. INTRODUCTION

The avocado (*Persea americana*) belongs to the *Lauraceae* family of tropical and mediterranean trees and shrubs. It is originated from Mexico and Central and South America; for thousands of years and until today. It has been a popular food, for treating skin eruptions and medicinal purposes due to its high nutrition content as well as for its therapeutic properties [1]. It is a source of carbohydrate, protein, fiber, essential micronutrients for human consumption such as, polyphenols, fats, oils, vitamins (vit. C, E, K, B1, B2, B6, B9) and minerals (P, Na, Mg, K, Fe and Zn [2,3,4,5,6]. Its low sugar content makes avocado very recommendable source of high-energy food for those who are diabetic. It is highly consumed in the world due to the presence of unsaturated lipids and its relevance in improving and maintaining healthy heart and circulatory system [4].

There is a global tendency towards industrial fruit processing and, following such processes byproducts are normally discarded. However, these byproducts can cause ecological problems such as increased numbers of insects and rodents. Thus, studies to investigate the benefits of these byproducts as sources of food supplements or medicinal products are needed [7]. Different parts of avocado pear were used in traditional medications for various purposes including as an antimicrobia. Exploring the possible dietary and therapeutic potentials of especially underutilized agro-food wastes will in addition reduce the possible environmental waste burden [8].

The seed of avocado is one of the under-utilized non-edible parts of the fruit, which are usually discarded as residues. Conducting a research on non-edible parts of fruits is an emerging trend, which may prove to be very profitable in the near future. Mostly, because it involves an important reduction in the production of wastes and the fact that the non-edible parts of many fruits like avocado have high levels of valuable bioactive compounds, particularly natural antioxidants

[9,10]. The seed of avocado is redundant during the processing of the pulp. The seed waste may represent a severe ecological problem. However, at the same time, it may be of interest to industry as a source of bioactive compounds. Its chemical composition is comprised of phytosterols, fatty acids, triterpenes, and two new glucosides of abscisic acid. Biological activities of the avocado seed such as antioxidant, antihypertensive, fungicidal, larvicidal, hypolipidemic, and recently amoebicidal and giardicidal activities have been reported [11].

According to several studies, the hypolipidemic effects of the avocado seed focused on methanolic extracts [12] and aqueous extracts [3]. The result shows that, hypolipidemic effects provides an interesting alternative since the seed represents 13-18% [13] of the avocado fruit and is discarded during avocado pulp processing. Adeyemi *et al* states that, uses of avocado pear seed include use in the management of hypertension, diabetes, cancer and inflammation [14,15,16]. Several beneficial medicinal properties of compounds present in the avocado seed have been reported, which are related to the elevated levels of phenolic compounds (64% in seed, 23% in peel, and 13% in pulp). In addition, the seeds and peels of avocado also contribute 57% and 38% of the antioxidant capacities of the entire fruit, respectively [17]. Thus, this review article was aimed at reviewing the proximate, functional, anti-nutrients and antimicrobial properties of avocado seed to aware basis for its possible dietary use and justification for its ethno-medicinal use.

## 2. FUNCTIONALITY AND COMPOSITION

As discussed in (Table 1), different researchers investigates the nutritional composition: proximate, minerals and phytochemical of avocado seed in different countries. Most of them concluded that, avocado seed possesses nutritional qualities that may be further investigated for application in food industry rather than constituting waste or nuisance to the environment [18,13,19,8,20] Similarly, avocado

seed was also assessed for some vitamins contents and antioxidant properties (in vitro and in vivo), using standard protocols. Their result shows that, there are rich amounts of phytochemicals with the avocados seed containing significantly greater amounts of flavonoids and oxalates than the other species [21,13,22] states that avocados seeds are a potential starch source due to their content around 30%. He stated that, the microscopic evaluation of the elements showed that the presence of characteristics similar to those of corn. The parameters of gelatinization and viscosity are from type C (restricted dilation), which suggests their possible use in food that must be heated up at 100°C (212°F), such as soups and sauces.

Maryam et al. [23], states that, the optimum conditions in the manufacture of dextrin from avocado seed was obtained in the treatment concentration of 0.15 N HCl, the heating time of 30 minutes and the heating temperature of 90°C. Abebe Reda, [24] had obtained bioethanol by dilute acid hydrolysis of avocado seed wastes (6.365%) which was highly satisfactory and hence, it is promising feedstock for bio ethanol production. Besides, the elemental analysis of their work was performed with no detection of chromium and smaller concentration of lead

(0.79 mg/L) as compare to the others. Talabi et al. [25] states that, *Persea americana* is a good source of dietary protein and its high fat content could contribute calories to man and animal ration. The limitation to the full utilization of avocado seeds is the high concentrations of antinutritional factors (tannin, phytic acid and alkaloids) which renders it useless for human and animal nutrition. However, processing methods, such as soaking and boiling, reduced the levels of these antinutrients present in the raw seeds.

Chaudhary et al. [26] reviewed that, everyone knows about Avocados but some of us did not know that Avocado Seeds are full of great health benefits. Avocado Seeds have more antioxidants than most fruits and veggies on the market and polyphenols like green tea, plus they are full of more soluble fiber than just about any other food. In fact Avocado Seed has 70% of the antioxidants found in the whole Avocado, Avocado Seed Oil is also full of antioxidants, lowers cholesterol, helps fight off disease, and studies show that Avocado Seed has more soluble fiber than oatmeal and just about any other food. Avocado Seed helps to prevent cardiovascular disease, lower cholesterol and prevent strokes.

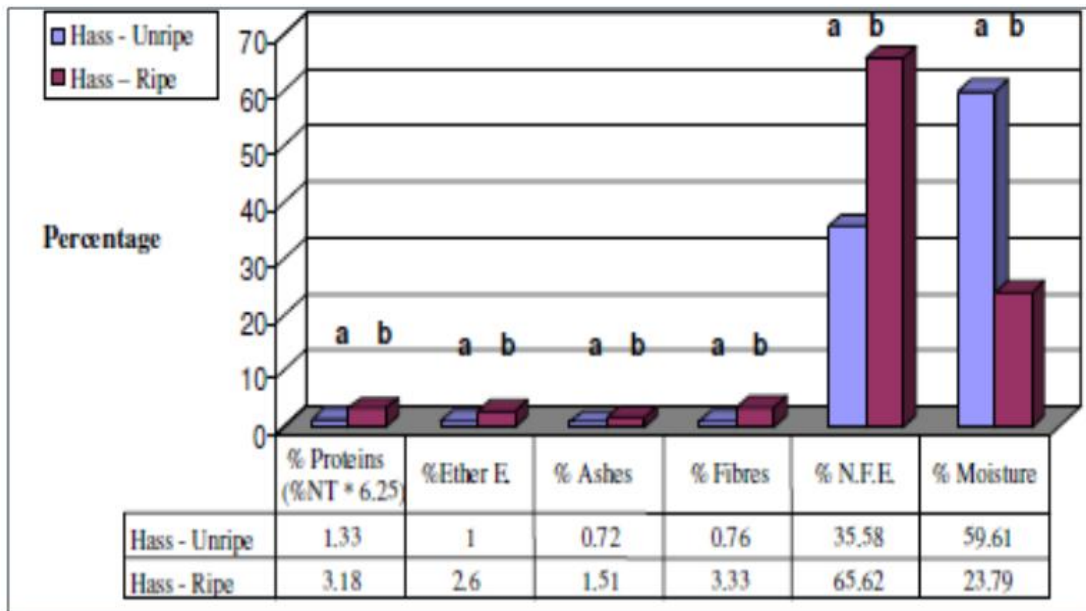


Fig. 1. Percentage evolution of protein, ether extract, ashes, nitrogen-free extract and moisture in stones of Hass avocado, [28]

**Table 1. Composition of avocado seed (proximate, minerals, antioxidant and vitamins) by different researchers**

Parameters		[18]	[13]	[19]	[8]	[20]
Proximate (%)	Moisture	8.6	34.28 ±0.45	9.92±0.01	13.09±0.14	14.05
	Fat	14.1	6.66 ±0.10	16.54±2.10	0.33±0.00	0.71
	Fibre	7.1	26.33 ± 1.53	3.10±0.18	2.87±0.00	4.91
	Ash	2.4	3.50 ± 0.58	2.40 ±0.19	3.82±0.00	2.83
	Protein	23.0	1.33 ± 0.01	17.94±1.40	2.64±0.01	7.75
	Carbohydrate	44.70	54.23 ± 0.02	48.11±04.13	80.12±0,16	74.65
Mineral (mg/100 g)	Ca	0.82	0.43	14.15± 3.01	NR	
	Zn	0.18	0.05	0.09± 0.01	NR	
	K	4.16	14.50	100.83±5.64	NR	
	Na	1.41	0.20	0.30±0.02	NR	
	P	0.09	NR	31.33± 6.11	NR	
	Fe	NR	0.55	0.31±00.03	NR	
	<b>Cu</b>	NR	0.01	0.98±0.13	NR	
	Pb	NR	0.00	NR	NR	
	Co	NR	0.00	NR	NR	
Phytochemicals (%)	Flavinoid	0.11	20.33 ± 0.01	1.90 ± 00.07	1.81±0.01	
	Tanine	1.41	0.76 ± 0.17	0.24 ± 0.12	1.14±0.01	
	Saponine	4.44	0.52 ± 0.42	19.21± 02.81	8.10±0.01	
	Total phenolics	0.53	NR	NR	0.29±0.01	
	Antioxidnt capacity	44.65	NR	NR	NR	
	Oxalates	NR	4.40 ± 0.30e	NR	NR	
	Phytates	NR	0.44 ± 0.01b	NR	NR	
	Alkaloids	NR	5.40 ± 0.00b	0.72 ± 0.12	2.14±0.00	
Vitamins	[21]		[13]			
	A	10.1± 0.01 mg/100 g	96.87 mg/g	NR	NR	
	B1	0.33 ± 0.00 mg/100 g	5.87µg/100g	NR	NR	
	B2'	0.29 ± 0.00 mg/100 g	NR	NR	NR	
	B3	0.06 ± 0.00 mg/100 g	NR	NR	NR	
	C	97.8 ± 0.00 mg/100 g	6.98	NR	NR	
	E	0.12 ± 0.01 mg/100 g	3.64 µg/100g	NR	NR	

NR = Not report

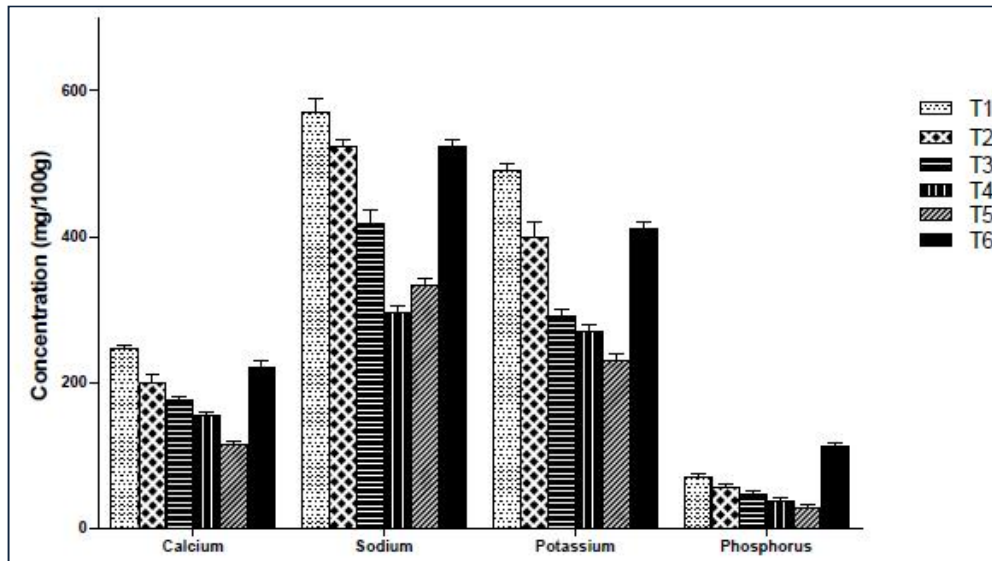


Fig. 2. Effect of processing on mineral composition (mg/100 g on dry matter basis) of avocado seeds [20]




Fig. 3. Shapes of starch granules found in avocado seed powder. A) Starch granules with oval shape. B) Some modified starch granules with irregular morphology (white arrow) [29]

In Tanzania [27] conducted a research on nutritional efficiency of avocado seed. They reported that, both dry and fresh avocado seeds were tested for presence of saponin, flavonoids, tannin, carbohydrates, proteins and vitamin C. Tannins and flavonoids were indicated only in fresh avocado seeds but none in dry samples. Saponins were found in both dry and fresh seeds. Proteins, carbohydrates and Vitamin C were indicated in both fresh and dry seeds. The compounds are reported to be present in the edible part of avocado in different proportions. Interestingly, Tannin, a widely distributed compound in most unripe fruits, with the main

role in protection of the fruit from predation. They concluded that, that the avocado seed is nutritionally valuable based on the phytochemical and nutrients it constitutes. Tannins that are said to be poisonous are normally present in fresh seeds and not in the dry seeds, hence recommended to dry the seeds before processing for consumption.

### 3. ANTIOXIDANT AND ANTIMICROBIAL PROPERTIES

Avocado seed contains elevated levels of phenolic compounds and exhibits antioxidant

properties. Researchers investigated the effect of Avocado Seed Flour (ASF) on the lipid levels in mice on a hyperlipidemic diet. The total phenolic content in the methanolic extract was  $292.00 \pm 9.81$  mg gallic acid equivalents/ g seed dry weight and the antioxidant activity resulted in  $173.3 \mu\text{mol Trolox equivalents/g}$  [30]. The therapeutic use of avocado and its oil can be attributed to the presence of a diverse array of bioactive compounds. Bioactive compounds are responsible for various pharmacological activities exhibited by the butter fruit and its oil [1].

According to Cardoso et al. [31], the high nutritional value and biological activities of avocado, as antioxidant, antimicrobial and analgesic properties, have been thoroughly investigated. The results indicate that the avocado seed is a potential source of antimicrobial substances and arouses considerable interest in new research with more purified extracts for the identification of compounds responsible for the antimicrobial activity. Glutathione as an antioxidant protects cells against reactive oxygen species and other toxic substances [32]. Leaf and seed extracts of avocado have been used for a variety of medical application including treatment of diarrhoea, dysentery and as an antibiotic [33].

Oil extracted from avocado seed was assayed for its physiochemical properties and antioxidant potential using various standard methods. The physiochemical parameters determined were; acid value ( $4.51 \pm 0.08$  mgKOH/g), % FFA ( $2.26 \pm 0.08$ ), peroxide value ( $2.40 \pm 0.57$  mg O<sub>2</sub>/Kg), ester value ( $31.26 \pm 0.03$  mgKOH/g). The results of the antioxidant activities of the seed oil showed that the flavonoid content ( $80 \pm 1.41$  mgQE/g) was ~10 folds higher than the phenolic content ( $8.27 \pm 0.06$  mgGAE/g) [34].

The oral LD<sub>50</sub> for ASF was 1767 mg/kg body weight, and treatment with avocado seed flour (ASF) significantly reduced the levels of total cholesterol, LDL-C, and prediction of the atherogenic index. Therefore, the antioxidant activity of phenolic compounds and dietary fiber in ASF may be responsible for the hypocholesterolemic activity in a hyperlipidemic model of mice [30]. The Polyphenols, Vitamin C, carotenoids, vitamin E are compounds with antioxidant effects that help to protect cells from free radical harm. These compounds also have anti inflammatory effects that may help prevent atherosclerosis or the thickening and hardening of the arteries associated with heart disease [35].

Egbuonu et al, reported that, the avocado seed extract (ASE) elicited antibacterial activity (mm) against *Proteus mirabilis* ( $23 \pm 0.14$ ), *Staphylococcus aureus* ( $16 \pm 0.04$ ) and *Pseudomonasaeruginosa* ( $15 \pm 0.11$ ) though lower than the corresponding activity by the standard, Ciprofloxacin. They also reported that, ASE had higher activity ( $18 \pm 0.31\text{mm}$ ) against the fungus, *Aspergillus niger* compared with the standard antifungal, Ketoconazole ( $8 \pm 0.22\text{mm}$ ) while it had a comparable activity as the standard against *Candida albicans* but no activity against *Penicillium notatum* in contrast to the standard drug ( $6 \pm 0.24\text{mm}$ ). Avocado seed had a broad spectrum antibacterial activity, a selective antifungal activity and an overriding activity against *Aspergillus niger* [8]. Dennis et al. [36], reported that, ethanol extract of avocado seed has an antibacterial effect *in vitro* against *Porphyromonas gingivalis* with 50% - 60%.

Ruth et al. [37], states that, there is secondary metabolite compounds contained in avocado seed. They determined cytotoxic effect from aqueous and ethanolic extracts of avocado seeds against T47D breast cancer cell lines. Thus, ID50 values obtained by using MTT assay on aqueous extract, ethanolic extract, and doxorubicin hydrochloride were 5560.2, 107.15 and 0.26  $\mu\text{g/mL}$  respectively. The result of the study by Zakariya et al. [38], indicates that the daily oral administration of the aqueous and phenolic extract of *Persea americana* seed for a period of 3 weeks at a dose of 500 mg/Kg has shown a Hepatotoxic effect.

The study by Neboh EE et al. [39] shows that administration of methanolic seed extract of significantly affected the intrinsic pathway (APTT) more than the extrinsic pathway (PT) in treated mice. Although both pathways were affected, the extrinsic pathway (PT) was however significantly affected at higher doses of the extract whereas all the doses administered caused a significant change in the intrinsic pathway (APTT) compared to the control mice.

Avocado methanolic seed extract can be useful in anticoagulant therapy in treatment of coagulation disorders. However, consumption in treatment of other conditions should be properly monitored to avoid doses capable of causing prolonged coagulation. Experiments conducted by Ozolua et al. [40], to determine the oral median lethal dose (LD50) and other gross toxicological manifestations on acute basis indicated that, the animals were administered

2.5 g/kg per day of the extract for 28 consecutive days. Animal weight and fluid intake were recorded during the 28 days period. Terminally, kidneys, hearts, blood/sera were obtained for weight, haematological and biochemical markers of toxicity. Results show that the LD50 could not be determined after a maximum dose of 10 g/kg. Sub-acute treatment with the extract neither affected whole body weight nor organ-to body weight ratios but significantly increased the fluid intake ( $P < 0.0001$ ).

Adesina et al. [41] investigated that, the percentage mortality of the mosquito species was tested after 24 hrs of exposure to different concentration of the seed extracts. Mortality was dose dependent; ethyl acetate extract recorded higher mortalities after 24 hours at 40 $\mu$ l and similar trend was equally observed in other extracts. LC50 value was lowest for chloroform extract thus suggested to be more toxic than other extracts evaluated.

According to the study of Daihan et al. [42], avocado seed used in traditional medicine for the treatment of various ailments and has antibacterial, antifungal, anti-viral and wound-healing properties. They reported that, antioxidant potential of plant extracts was evaluated by means of total phenolic, total flavonoids content and DPPH radical scavenging activity. The highest phenolic and flavonoid content was observed in methanol extract while the lowest was achieved in aqueous extract. At concentration of 500 g/mL, DPPH radical scavenging activity was found to be highest in methanol extract (70%) and lowest in aqueous extract (51%). Antibacterial activity of different extracts was evaluated by using the disk diffusion method. Highest antibacterial activity was observed with methanol extract against *S. pyogenes*, while minimum activity was observed with aqueous extract against *E. coli*.

Results of the research by Kristanti et al. [43] showed that both all-level doses of infusion and methanolic extract of avocado seeds have a significant reduction on the mice paw edema. They also reported that, all level doses of methanolic extract of avocado seeds have a significant reduction on the number of abdominal writhes induced by acetic acid, but only the lowest dose of infusion showed a significant reduction. Their findings suggest that avocado seeds are rich with potential anti-inflammatory and analgesic compounds which support its traditional use.

The study by Temitope et al. [44], also indicates that essential oils serve as an important source of antibacterial compounds that may provide renewable sources of useful antibacterial drugs against bacterial infections in human. According to their result, the essential oils from the stem bark of *Persea americana* and seed shows varying degrees of antibacterial activity against clinical isolates. From the study, it can be inferred that essential oil extract shows significant growth inhibiting effects on Gram-positive (*Staphylococcus aureus*) and Gram-negative bacteria (*Escherichia coli*).

Several researchers had reviewed that, the medicinal importance of avocado seed. Thus, the efficacy of stem bark of *Persea Americana* and seed against these microorganisms provides a scientific ground for the application of the herb in the prevention and treatment of bacterial infections caused by various pathogenic bacteria such as *Staphylococcus aureus* and *Escherichia coli*, which have the ability of developing resistance to antibiotics [45,46,47,48,49,50, 51,52].

#### 4. CONCLUSION

There were different studies to investigate the benefits of avocado seed as sources of food supplements or medicinal products. As reviewed from different literatures, the avocado seed is not only important for nutritional value, but also applicable for different medicinal purposes. Researchers investigate the nutritional composition: proximate, minerals and antioxidant and antimicrobial properties of the avocado seed. Most of them reported that, it possesses nutritional qualities that may be further investigated for application in food industry rather than constituting waste or nuisance to the environment. Its biological activities such as antioxidant, antihypertensive, fungicidal, larvicidal, hypolipidemic, and recently amoebicidal and giardicidal activities had reported. Therefore, it can be concluded that, the avocado seed is nutritionally valuable as the other parts of the plant based on the phytochemical and nutrients it constitutes. The consumption of avocado seed is recommendable since it has high nutritional contents that make it enough for possible dietary and ethno-medicinal use.

#### COMPETING INTERESTS

Authors have declared that no competing interests exist.

## REFERENCES

- Shruti SR, Padma T. A review on persea Americana mill. (Avocado) - Its Fruit and Oil. 2015;8(6):72-77.
- Orhevba BA, Jinadu AO. Determination of physico-chemical properties and nutritional contents of avocado pear (*Persea americana* M.). Academic Research International. 2011;1(3):372-380.
- Ozolua RI, Anaka ON, Okpo SO, Idogun SE. Acute and sub-acute toxicological assessment of the aqueous seed extract of *Persea americana* Mill (Lauraceae) in rats. Afr J Tradit Complement Altern Med. 2009;6(4):573-578.
- Maitera ON, Osemeahon SA, Barnabas HL. Proximate and elemental analysis of avocado fruit obtained from Taraba state, Nigeria., Ind. J. Sci. Res. and Tech. 2014;2(2):67-73.
- Harborne JB, Williams CA. Advances in flavonoid research since 1992. Phytochemistry. 2000;52(6):48-504.
- Pennington JAT, Fisher RA. Classification of fruits and vegetables. Journal of Food Composition and Analysis. 2009;22:23-31.
- Ramos MR, Jerz G, Villanueva S, Lopez-Dellamary F, Waibe R, Winterhalter P. Two glucosylated abscisic acid derivatives from avocado seeds (*Persea americana* Mill. Lauraceae cv. Hass). Phytochemistry. 2004;65:955-962.
- Egbuonu AC, Opara IC, Onyeabo C, Uchenna NO. Proximate, functional, antinutrient and antimicrobial properties of avocado pear (*Persea americana*) Seeds. J Nutr Health Food Eng. 2018;8(1):00260. DOI: 10.15406/jnhfe.2018.08.00260
- Vinha AF, Barreira SV, Castro A, Costa A, Oliveira MB. Influence of the storage conditions on the physicochemical properties, antioxidant activity and microbial flora of different tomato (*Lycopersicon esculentum* L.) cultivars. Journal of Agricultural Science. 2013;5(2):118-128.
- Mensah JK, Golomeke D. Antioxidant and antimicrobial activities of the extracts of the calyx of *Hibiscus sabdariffa* Linn. Current Science Perspectives. 2015;1:69-76.
- Noorul H, Nesar A, Zafar K, Khalid M, Zeeshan A, Vartika S. Health benefits and pharmacology of *Persea americana* mill. (Avocado). Int. J. of Res. in Pharmacology & Pharmacotherapeutics. 2016;5(2):132-141.
- Asaolu MF, Asaolu SS, Oyeyemi AO, Aluko BT. Hypolipemic effects of methanolic extract of *Persea americana* seeds in hypercholesterolemic rats. J Med Sci. 2010;1(14):126-128.
- Omolaro OO, Friday ON, Chinelo MO. Comparative study of the constituents of the fruits pulps and seeds of *Canarium ovatum*, *Persea americana* and *Dacryodes edulis*. Jordan Journal of Chemistry. 2017;12(2):113-125.
- Adeyemi OO, Okpo SO, Ogunti OO. Analgesic and anti-inflammatory effects of the aqueous extract of leaves of *Persea americana* Mill (Lauraceae). Fitoterapia. 2002;73(5):375-380.
- Oluwole S, Yusuf K, Fajana O, Olaniyan D. Qualitative studies on proximate analysis and characterization of oil from *Persea americana* (Avocado Pear). Journal of Natural Sciences Research. 2013;3(2):68-73.
- Anaka ON, Ozolua RI, Okpo SO. Effects of the aqueous seed extract of *Persea americana* mil (Lauraceae) on the blood pressure of *Sprague dawley* rats. African Journal of Pharmacy and Pharmacology. 2009;3(10):485-490.
- Wangensteen H, Samuelsen AB, Malterud KE. Antioxidant activity in extracts from coriander. Food Chem. 2004; 88:293.
- Ifesan BO, Olorunsola BO, Ifesan BT. Nutritional composition and acceptability of candy from avocado seed (*Persea americana*). International Journal of Agriculture Innovations and Research. 2015;3(6):2319-1473.
- Arukwe U, Amadi BA, Duru MKC, Agomuo EN, Adindu E. Chemical composition of *Persea americana* leaf, fruit and seed. IJRRAS. 2012;11(2).
- Macey A, Mahawan M, Francia N, Tenorio Jaycel, Gomez A, Rosenda A. Bronze. characterization of flour from avocado seed kernel. Asia Pacific Journal of Multidisciplinary Research. 2015;3(4):34-40. [ISSN 2350-7756 E-ISSN 2350-8442] Available:www.apjmr.com
- Anthony CE, Chinazum O, Okechukwu CA, Uchendu OM. Vitamins composition and antioxidant properties in normal and monosodium glutamate-compromised rats' serum of *Persea americana* (Avocado Pear) seed. Open Access Journal of Chemistry. 2017;1(1):19-24.



22. Kahn V. Characterization of starch isolated from avocado seeds. *Journal of Food Science*. 1987;52(6):1646–1648.
23. Maryam Anwar K, Santosa. Utilization starch of avocado seed as a raw material for dextrin. *Journal of Food Science and Engineering*. 2016;6:32-37.  
DOI: 10.17265/2159-5828/2016.01.005
24. Abebe Reda W, Yenework Nigussie A, Yeshitila Asteraye T. Bioethanol production from avocado seed wastes using *Saccharomyces cerevisiae*. *American Journal of Environment, Energy and Power Research*. 2015;3(1):1-9.  
[ISSN: 2329 - 860X (Online)]  
Available:www.ajepr.com
25. Talabi JY, Olukemi A, Osukoya OO, Ajayi, Adegoke GO. Nutritional and antinutritional compositions of processed Avocado seeds. *Asian J. Plant Sci. Res*. 2016;6(2):6-12.
26. Chaudhary P, Khamar J, Sen DJ. Avocado: The holistic source as a natural doctor. *World Journal of Pharmaceutical Research JIF Impact Factor 5.990*. 2015;4(8):748-761.  
[Review Article ISSN 2277– 7105]  
Henry LN, Mtaita UY, Kimaro CC. Nutritional efficacy of avocado seeds. *Global Journal of Food Science and Technology*. 2015;3(5):192-196.  
[ISSN: 2408-5472]
27. Olaeta JA, Schwartz M, Undurraga P, Contreras S. Use of *Hass avocado (Persea americana mill.)* seed as a processed. *Viña Del Mar, Chile*; 2007.  
[ISBN no 978-956-17-0413-8]
28. Olivia TC, et al. Development of a bacterial culture medium from avocado seed waste. *Peer J Preprints*; 2016.  
Available:https://doi.org/10.7287/peerj.preprints.2104v1 | CC-BY 4.0
29. María EP, Alicia OM, Germán CC, María DH, Leticia GS, Hugo NM, Marcela HO. Hypolipidemic effect of avocado (*Persea americana Mill*) seed in a hypercholesterolemic mouse model. *Plant Foods Hum Nutr*. 2012;67:10–16.  
DOI: 10.1007/s11130-012-0280-6
30. Cardoso PF, et al. Antibacterial activity of avocado extracts (*Persea americana Mill.*) against *Streptococcus agalactiae*. *FYTON*. 2016;85:218-224.  
[ISSN 0031 9457]
31. Usha V, Suriyavathana M. Open Access *Journal of Acute Med*. 2012;2(2):36-42.
32. Lahav E, Whiley AW. Irrigation and mineral nutrition. In: *The Avocado: Botany, Production and Uses*. CAB International, Oxon, UK. 2002;259-297.
33. Adaramola B, Onigbinde A, Shokunbi O. Physiochemical properties and antioxidant potential of *Persea americana* seed oil. *Chemistry International*. 2016;2(3):168-175.
34. Dreher ML, et al. Hass avocado composition and potential health effects critical reviews in food science and nutrition. 2013;53:738–750.
35. Dennis CN, Wulandari S. Antibacterial effect of ethanol extract of the avocado seed (*Persea americana Mill.*) as an alternative root canal Irrigants against *Porphyromonas Gingivalis (In vitro)*. *IJADS*. 2017;3(1):89-93.  
[ISSN Print: 2394-7489]  
[ISSN Online: 2394-7497]
36. Ruth EK, Junie S, Joko S. Cytotoxic activity of avocado seeds extract on T47D cell lines. *Int. Res. J. Pharm*. 2014;5(7):557 – 559.  
Available:http://dx.doi.org./10.7897/2230-8407.0507113
37. Umar AZ, Umar AU, Sabiu MD, Abdullahi S. Comparative hepatotoxic effects of aqueous and phenolic extracts of avocado (*Persea americana*) seed in wistar albino rats. *JBCRR*. 2016;10(4):1-6.  
[Article no.IJBCRR.23196]
38. Neboh EE, Ufelle SA, Anele TI. Effect of methanolic seed extract of (Avocado pear) on prothrombin time and activated partial thromboplastin time in mice *Persea americana*. An Official Publication of Enugu State University of Science and Technology; 2016.  
[ISSN: 2315 – 9650]
39. Ozolua RI, Anaka ON, Okpo SO, Idogun SE. Acute and sub-acute toxicological assessment of the aqueous seed extract of *Persea americana Mill* (Lauraceae) in rats. *Afr J Tradit Complement Altern Med*. 2009;6(4):573–578.
40. Adesina JM, Jose AR, Rajashekar Y, Ilike KD. *Persea americana* (Mill.) seed extracts: Potential herbal larvicide control measure against *Anopheles gambiae* Giles, 1902 (Diptera: Culicidae) Malaria vector. 2016;3(2):14-17.  
[ISSN: 2348-5906 CODEN: IJMRK]
41. Daihan S, Aldbass AM, Alotebi LM, Bhat RS. Antioxidant and antimicrobial activity of whole seed extracts of *Persea*

- americana* Mill. Indian J. Pharm. Biol. Res. 2016;4(4):15-18.
42. Kristanti CD, Simanjuntak FP, Dewi KP, Tianri SV, Hendra P. Anti-inflammatory and analgesic activities of avocado seed (*Persea americana* mill.) Journal farms saints Dan Communities. 2017;4(2):104-111.  
[p-ISSN: 1693-5683]  
[e-ISSN: 2527-7146]  
DOI:  
<http://dx.doi.org/10.24071/jpsc.142858>
43. Temitope OO, Akinola MO, Aladejana OM, Ogunlade AO. Efficacy of essential oils from *Persea americana* stem bark and seed extracts. J Appl Microbiol Biochem. 2017;1:3-12.
44. Akujobi C, Anyanuwa B, Onyemie G, Ibekwe V. Antibacterial activities and preliminary phytochemical screening of four medicinal plant. J of Appl Sci; 2004.
45. George ET, William CE. Pharmacognosy (12<sup>th</sup> edn.). Bailliere Tindall; 1985.
46. Harborne JB, Williams CA. Advances in flavonoid research since 1992. Phytochemistry. 2000;52(6):48-504.
47. Hugo WB, Russel AD, Brown SS. Pharmaceutical microbiology. Black Well Scientific Publications, US; 2016.
48. Kumar A, Samarth RM, Yasmeen S, Sharma A, Sugahara T. Anticancer and radio-protective potentials of *Mentha piperita*. Biofactors. 2004;22:87-91.
49. Olonisakin A. Comparative study of essential oil composition of seed and stem bark of avocado essential life. J of Scie. 2014;16:2.
50. Parekh J, Chanda SV. Antibacterial activity of aqueous and alcoholic extracts of 34 Indian medicinal plants against some *Staphylococcus* species. Turk J Biol. 2008;32:63-71.
51. Wangensteen H, Samuelson AB, Malterud KE. Antioxidant activity in extracts from coriander. Food Chem. 2004;88:293.

© 2019 Bahru et al.; This is an Open Access article distributed under the terms of the Creative Commons Attribution License (<http://creativecommons.org/licenses/by/4.0>), which permits unrestricted use, distribution, and reproduction in any medium, provided the original work is properly cited.

Peer-review history:

The peer review history for this paper can be accessed here:  
<http://www.sdiarticle3.com/review-history/45609>